

# Wunderbike



At the Bavarian Motor Works, we have always maintained a proud tradition: to build the finest machinery that man can make to travel the roads, the seas, and the airways of the world. Since 1916, we have built aircraft engines, motorcycles, automobiles and marine engines to that uncompromising standard of excellence.

The 1972 BMW motorcycles represent our latest achievement. Nothing has been spared to make these machines the unchallenged leaders of the cycling world. Sleeker, more maneuverable, and faster, yet even more reliable than their great ancestors, these motorcycles are superb examples of what it means to carry our white-and-blue insignia.

Motorcycling is the most exhilarating of all sports. No other offers such a wide variety of activities, from riding across town to long-distance touring, from trail riding to an exciting weekend trip with your best girl.

The BMW will take you where you want to go. On the road or off the beaten path. Off to the middle of nowhere if you wish. Wherever you want to go, you can depend on BMW as on no other motorcycle to get you there and back again with minimum fuss and maximum pleasure.

The 1972 BMW, like all BMW's, is identified by the distinctive horizontal twin cylinder engine. This layout is ideal for cooling since the air freely circulates around the exposed fins.


Heat dissipation is also further aided by the lightweight aluminum-alloy of the cylinders, bonded to their steel sleeves by an exclusive casting method unique in motorcycle construction.

A strong double-link timing chain drives the camshaft, which is located below the crankshaft for optimal lubrication: An Eaton wet-sump high pressure system pumps 200 gallons of oil per hour at 6000 RPM through a micromesh paper filter to every point of the engine.

The gear box is in line with engine, clutch and crankshaft. The shift mechanism provides a firm and positive engagement and shortest shift lever travel.

The drive-shaft is made of one-piece drop-forged steel, amply dimensioned to take the immense power output. It runs silently, its oil bath within the rear swing arm leading to the pinion and ring gear. Pinion and ring gear are doubly supported by a needle bearing on one end and a ball bearing on the other.





The 180 watt, 12-volt three-phase alternator delivers enough current to feed the entire electrical system and battery, even at engine idle.

The specially developed 15 Ah battery assures reliable starting even in cold weather. The wiring of the automotive type electric starter makes accidental engagement of the starter gear impossible while engine is running.

The Bosch headlight, utilizing a 45/40 watt bulb, throws an asymmetric beam pattern, minimizing glare and providing strong illumination for safe night riding.

The instrument cluster, located within the headlight-housing, holds the tachometer, speedometer, multi-colored indicator and warning lights.

The telescopic front fork has hydraulic stops at full extension and full compression. For all practical purposes, it can't be bottomed. The eight-inch travel matched by the rear wheel travel of five inches means maximum riding comfort. The rear suspension is adjustable to the desired degree of stiffness by a three-position lever.


Brakes simply will not fade. Their dimensions are so rigid that no distortion takes place, and full contact is maintained between drum and bonded shoes. The lining is of a material where the coefficient of friction actually increases with temperature.

The safety side-stand is self-retracting.

Our new handsomely styled fuel tank, with its attractive chrome panels allows a traveling range of approx. 250 miles. For the true touring-rider a 6 gallons tank is available as accessory, allowing a traveling range of approx. 320 miles. The 1972 BMW's are available in black, white, metallic-silver, metallic-curry and metallic-blue.

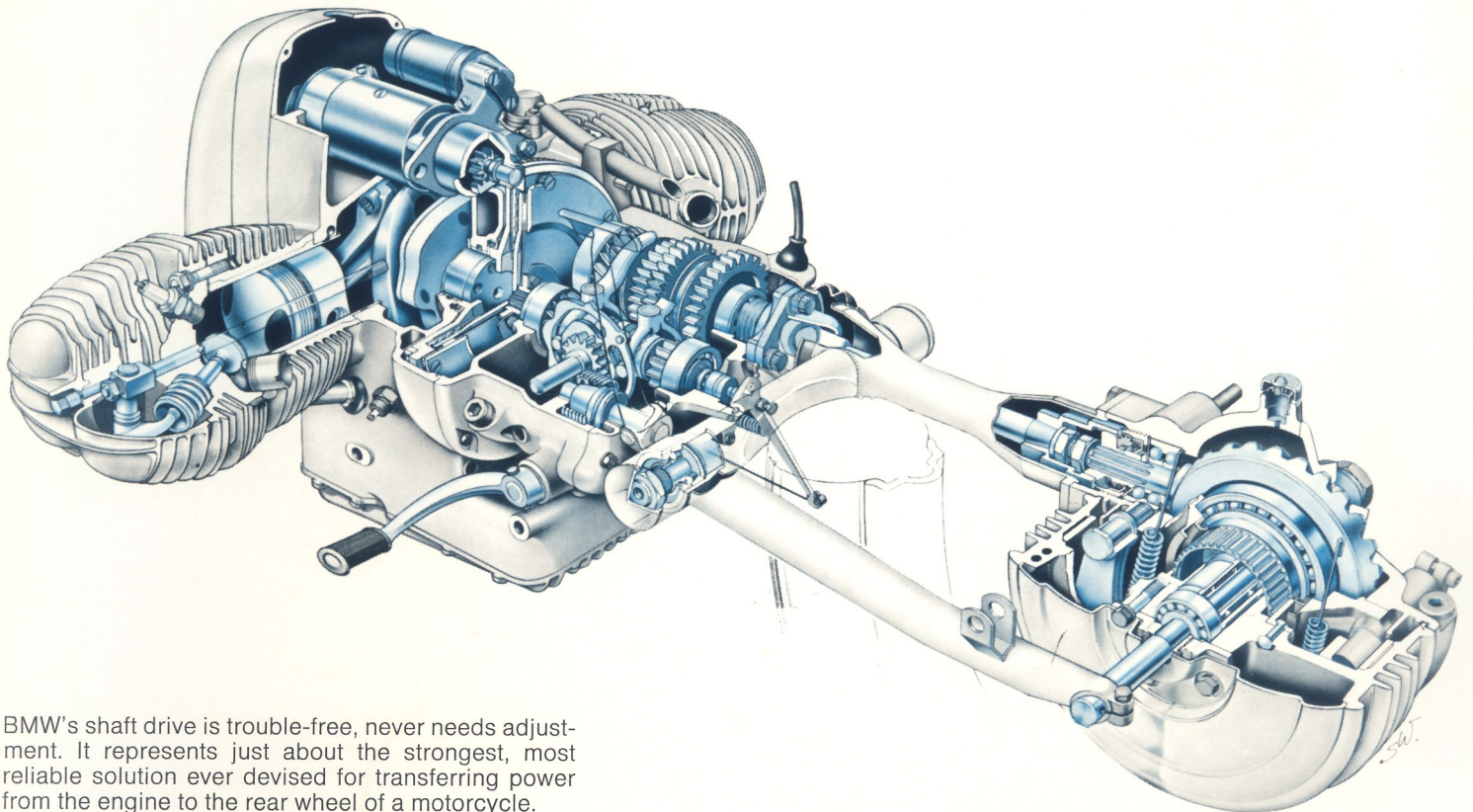
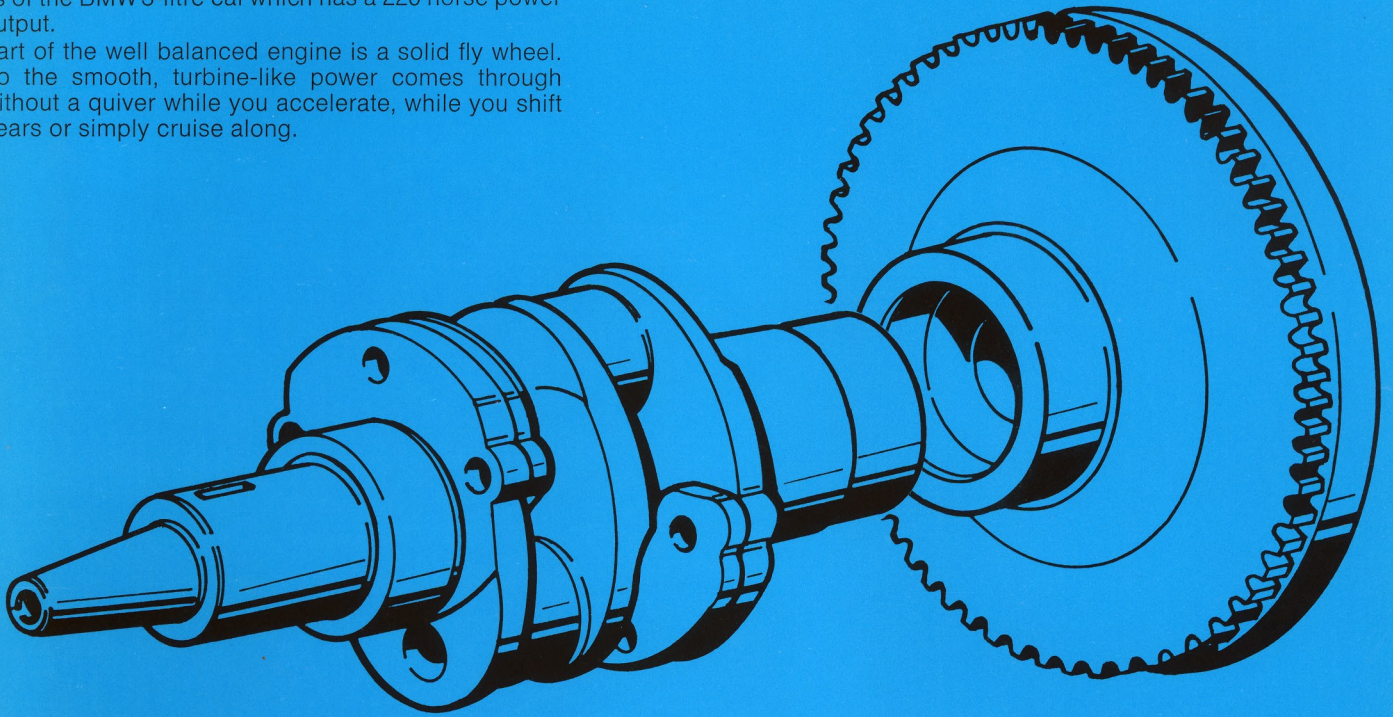
Factory-approved accessories are available including saddlebags, luggage carriers, and safety bars.

For years BMW has been a leader in combatting noise pollution. Because of BMW's careful running-in treatment and adjustment during assembly, pinion and ring gears in BMW's power train run silently and a costly muffler system makes BMW quieter: The best motorcycle in the world is also the quietest.



The immensely rigid, single-piece drop-forged crankshaft is the heart of the engine. The bearing dimensions of crankshaft and connecting rods are the same as of the BMW 3-litre car which has a 220 horse power output.

Part of the well balanced engine is a solid fly wheel. So the smooth, turbine-like power comes through without a quiver while you accelerate, while you shift gears or simply cruise along.



BMW's shaft drive is trouble-free, never needs adjustment. It represents just about the strongest, most reliable solution ever devised for transferring power from the engine to the rear wheel of a motorcycle.



## R50/5

Displacement: 498 cc;  
 Horsepower: 36 at 6600 rpm;  
 Stroke/bore: 70.6/67 mm;  
 Compression ratio: 8.6:1;  
 Front tire and wheel: 3.25 S×19;  
 Rear tire and wheel: 4.00 S×18;  
 Weight: 410 lbs.;  
 Over-all length: 82½ inches;  
 Saddle height: 33½ inches;  
 Top speed: 100 mph;  
 Acceleration: 0 to 60 mph in 9.8 seconds;  
 Electric starter optional.

## R60/5

Displacement: 599 cc;  
 Horsepower: 46 at 6600 rpm;  
 Stroke/bore: 70.6/73.5 mm;  
 Compression ratio: 9.2:1;  
 Front tire and wheel: 3.25 S×19;  
 Rear tire and wheel: 4.00 S×18;  
 Weight: 421 lbs.;  
 Over-all length: 82½ inches;  
 Saddle height: 33½ inches;  
 Top speed: 105 mph;  
 Acceleration: 0 to 60 mph in 7.8 seconds;  
 Complete with electric starter.

## R75/5

Displacement: 745 cc;  
 Horsepower: 57 at 6400 rpm;  
 Stroke/bore: 70.6/82 mm;  
 Compression ratio: 9.0:1;  
 Carburetor: Bing vacuum;  
 Front tire and wheel: 3.25 S×19;  
 Rear tire and wheel: 4.00 S×18;  
 Weight: 421 lbs.;  
 Over-all length: 82½ inches;  
 Saddle height: 33½ inches;  
 Top speed: 110 mph;  
 Acceleration: 0 to 60 in 6.1 sec.;  
 Complete with electric starter.

Information and Price List on European Delivery Plan are available on request.

Sole U.S. Importer: **Butler & Smith, Inc.**

East: P. O. Box H, Norwood, New Jersey 07648

West: 135 East Stanley Street, Compton, California 90220

Canada: **BMW Motorcycle Distributors**, 204 Yorkland Blvd., Willowdale, Toronto, Ontario



**Bavarian Motor Works**

**PACIFIC CYCLE CO. LTD.**  
 720 E. HASTINGS STREET  
 VANCOUVER 4, B. C., 255-6554